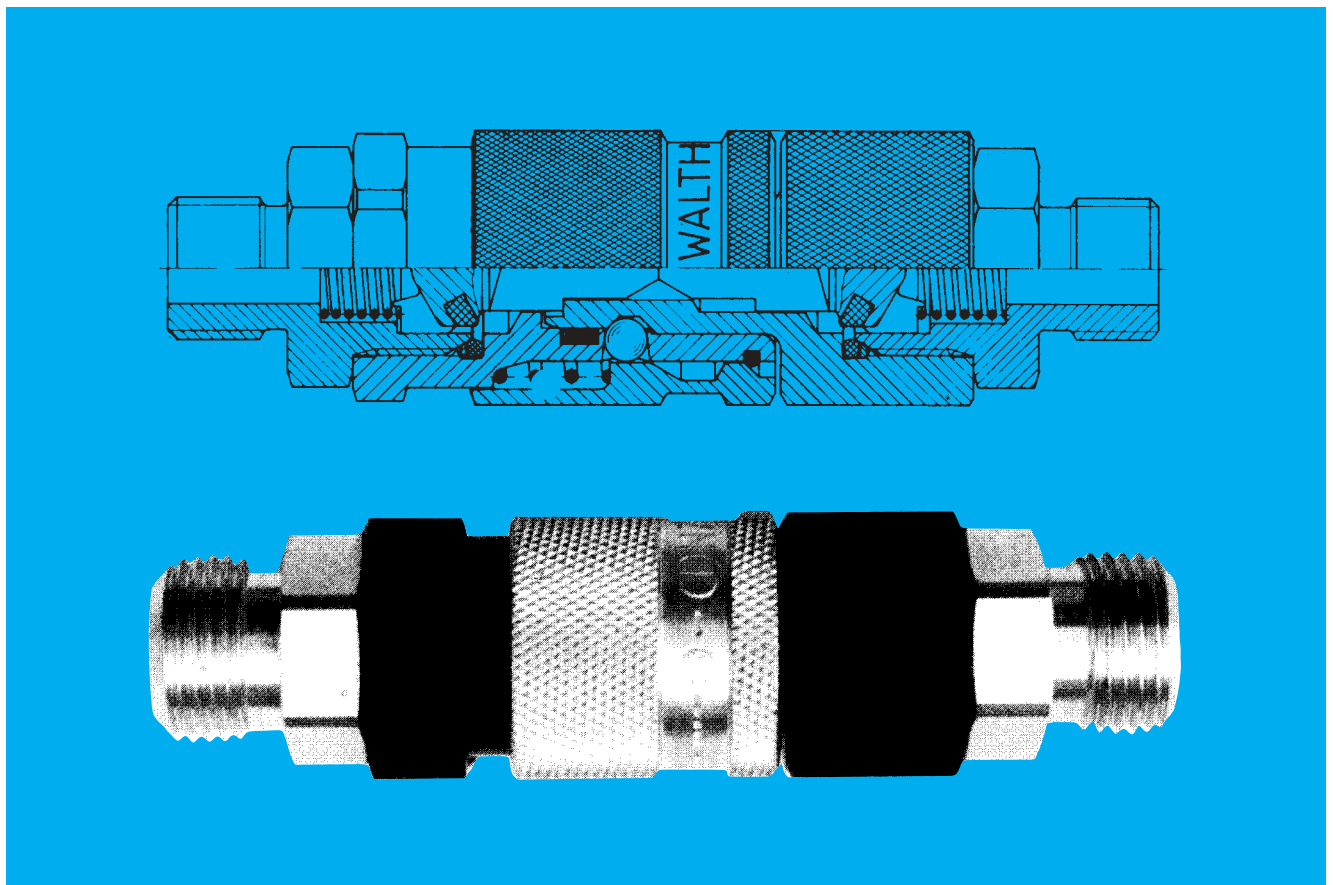


| Nom. bore | Type | Max. static working pressure [bar/psi] | | | Min. burst pressure for steel [bar/psi] | C _v value | | Cross section [mm ²] | Page |
|----------------------|--------|--|--------|----------|---|-------------------------|-----------------------|----------------------------------|---------|
| | | steel | brass | st. st. | | both sides self sealing | one side self sealing | | |
| 6 | SG-006 | 250/3625 | – | – | 1400/20300 | 0.73 | 1.0 | 30 | 50 - 51 |
| 6 | MD-006 | 200/2900 | 40/580 | 100/1450 | 1000/14500 | 0.73 | – | 30 | 52 - 53 |
| 7 | MD-007 | 250/3625 | 40/580 | 100/1450 | 800/11600 | 1.07 | – | 40 | 54 - 55 |
| 12 | MD-012 | 250/3625 | 40/580 | 100/1450 | 750/10900 | 3.25 | – | 120 | 56 - 57 |
| 19 | MD-019 | 250/3625 | 40/580 | 50/725 | 750/10900 | 7.5 | – | 300 | 58 - 59 |
| 25 | MD-025 | 220/3190 | 40/580 | 50/725 | 750/10900 | 13.5 | – | 490 | 60 |
| 32 | MD-032 | 200/2900 | 40/580 | 40/580 | 700/10100 | 23.8 | 29.4 | 800 | 61 - 62 |
| 50 | MD-050 | 100/1450 | 30/435 | 30/435 | 450/6500 | 59 | 68 | 2000 | 63 - 64 |
| Performance diagrams | | | | | | | | | 65 - 66 |

When determining the working pressure of the coupling the max. permissible working pressure of the end connection is to be taken into account if standardized threads are used. In case of pulsating pressure the use of HP-Series is recommended.

In stainless steel the version is partially smooth instead of knurled.



optional features:
OV = without valve

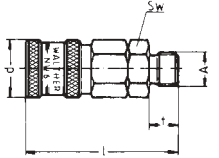
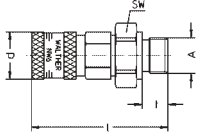
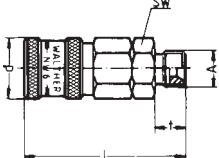
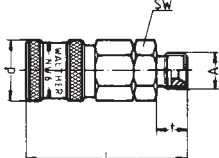
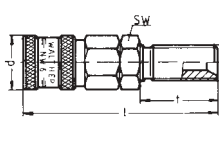
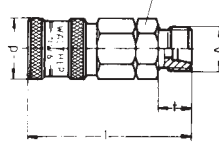
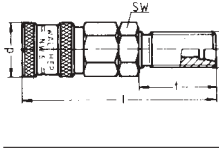
materials:
standard:
19 = steel zinc plated, partially oil burnished
12 = steel, oil burnished
(only valid for thru type adaptor)

seal qualities:
1 = NBR
2 = FPM
4 = EPDM

special materials:
13 = steel, chem. nickel plated

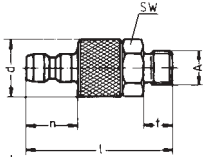
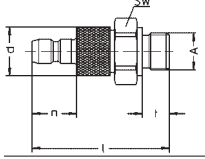
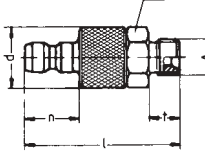
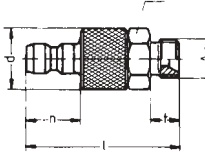
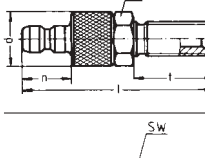
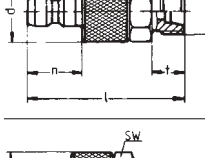
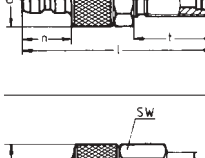
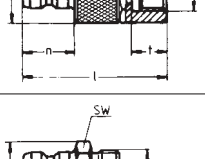
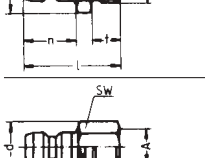

Please note the technical data on pages 2 - 7, 65 and the max. working pressures on page 49

Availability: ● Short ○ Medium ○ Long

| | Part No. | Connec- tion A | steel zinc/ oil burn. | steel oil burnished | | | series | pipe OD | n. b. | d | SW | l | t | n | weight [g] |
|---|---------------------|----------------------|--------------------------|------------------------|--|---|--------|---------|-------|----|----|----|----|-----|------------|
| | | | | | | | | | | | | | | | |
|  <p>British standard pipe parallel (BSPP) male thread to DIN ISO 228</p> | SG-006-0-WR013-...- | BSPP 1/4" | ● | | | | | | | 22 | 19 | 58 | 11 | | 90 |
| | SG-006-0-WR017-...- | BSPP 3/8" | ● | | | | | | | 22 | 19 | 59 | 12 | | 95 |
| | SG-006-0-WR021-...- | BSPP 1/2" | ● | | | | | | | | 22 | 22 | 62 | 15 | |
|  <p>British standard pipe parallel (BSPP) male thread to DIN ISO 228, sealing profile "E" to DIN 3852-11 for o-ring or sealing ring.</p> | SG-006-0-WE017-...- | BSPP 3/8" | ○ | | | | | | | 22 | 27 | 64 | 12 | | 130 |
|  <p>BSPP male thread to DIN ISO 228/BS 5200 with 60° sealing cone</p> | SG-006-0-VR013-...- | BSPP 1/4" | ○ | | | | | 6 | 22 | 19 | 58 | 11 | | 90 | |
| | SG-006-0-VR017-...- | BSPP 3/8" | ○ | | | | | 6 | 22 | 19 | 59 | 12 | | 95 | |
|  <p>metric male thread with 60° sealing cone to DIN 7631</p> | SG-006-0-D0614-...- | M 14 x 1,5 | ● | | | | | 6 | 22 | 19 | 57 | 10 | | 90 | |
| | SG-006-0-DV008-...- | M 14 x 1,5 | ○ | | | | | 6 | 22 | 19 | 79 | 32 | | 110 | |
|  <p>metric male thread with 60° sealing cone to DIN 7631, extended thread for bulkhead mounting, max. thickness 10 mm</p> | SG-006-0-L0612-...- | M 12 x 1,5 | ● | | | L | 6 | 4 | 22 | 19 | 57 | 10 | | 85 | |
| | SG-006-0-L0814-...- | M 14 x 1,5 | ● | | | L | 8 | 6 | 22 | 19 | 57 | 10 | | 85 | |
| | SG-006-0-L1016-...- | M 16 x 1,5 | ● | | | L | 10 | 8 | 22 | 19 | 58 | 11 | | 90 | |
| | SG-006-0-L1218-...- | M 18 x 1,5 | ○ | | | L | 12 | 10 | 22 | 19 | 58 | 11 | | 90 | |
| | SG-006-0-S0816-...- | M 16 x 1,5 | ○ | | | S | 8 | 4 | 22 | 19 | 59 | 12 | | 90 | |
| | SG-006-0-S1018-...- | M 18 x 1,5 | ● | | | S | 10 | 6 | 22 | 19 | 59 | 12 | | 95 | |
| | SG-006-0-S1220-...- | M 20 x 1,5 | ○ | | | S | 12 | 8 | 22 | 22 | 59 | 12 | | 100 | |
|  <p>metric male thread with 24° sealing cone to DIN 2353 (light duty series L, heavy duty series S)</p> | SG-006-0-LV008-...- | M 14 x 1,5 | ○ | | | L | 8 | 6 | 22 | 19 | 79 | 32 | | 110 | |
| | SG-006-0-XX211-...- | M 16 x 1,5 | ○ | | | L | 10 | 8 | 22 | 19 | 79 | 32 | | 120 | |
|  <p>British standard pipe parallel (BSPP) female thread to DIN ISO 228</p> | SG-006-0-WR513-...- | BSPP 1/4" | ● | | | | | | | 22 | 19 | 57 | 13 | 95 | |
| | SG-006-0-WR517-...- | BSPP 3/8" | ● | | | | | | | 22 | 22 | 58 | 14 | 100 | |

Self sealing couplings

Availability: ● Short ● Medium ○ Long

| | | Part No. | Conne- tion A | steel zinc/ oil burn. | steel oil burnished | | | series | pipe OD | n. b. | d | SW | l | t | n | weight [g] | |
|--|--|---|----------------------|--------------------------|------------------------|---|----|--------|---------|-------|------|------|----|-----|----|------------|-----|
| Self sealing adaptors |  <p>British standard pipe parallel (BSPP) male thread to DIN ISO 228</p> | SG-006-2-WR013-...-. | BSPP 1/4" | ● | | | | | | | 22 | 19 | 56 | 11 | 20 | 70 | |
| | | SG-006-2-WR017-...-. | BSPP 3/8" | ● | | | | | | | | 22 | 19 | 57 | 12 | 20 | 75 |
| | | SG-006-2-WR021-...-. | BSPP 1/2" | ● | | | | | | | | 22 | 22 | 60 | 15 | 20 | 100 |
| |  <p>British standard pipe parallel (BSPP) male thread to DIN ISO 228, sealing profile "E" to DIN 3852-11 for o-ring or sealing ring.</p> | SG-006-2-WE017-...-. | BSPP 3/8" | ● | | | | | | | 22 | 27 | 62 | 12 | 20 | 110 | |
| | |  <p>BSPP male thread to DIN ISO 228/BS 5200 with 60° sealing cone</p> | SG-006-2-VR013-...-. | BSPP 1/4" | ○ | | | | | 6 | 22 | 19 | 56 | 11 | 20 | 70 | |
| SG-006-2-VR017-...-. | BSPP 3/8" | | ○ | | | | | | 6 | 22 | 19 | 57 | 12 | 20 | 75 | | |
| Thru type adaptors |  <p>metric male thread with 60° sealing cone to DIN 7631</p> | SG-006-2-D0614-...-. | M 14 x 1,5 | ● | | | | | | 6 | 22 | 19 | 55 | 10 | 20 | 70 | |
| | | SG-006-2-DV008-...-. | M 14 x 1,5 | ○ | | | | | | 6 | 22 | 19 | 77 | 32 | 20 | 90 | |
| |  <p>metric male thread with 60° sealing cone to DIN 7631, extended thread for bulkhead mounting, max. thickness 10 mm</p> | SG-006-2-L0612-...-. | M 12 x 1,5 | ● | | | L | 6 | 4 | 22 | 19 | 55 | 10 | 20 | 70 | | |
| | | SG-006-2-L0814-...-. | M 14 x 1,5 | ● | | | L | 8 | 6 | 22 | 19 | 55 | 10 | 20 | 70 | | |
| | | SG-006-2-L1016-...-. | M 16 x 1,5 | ● | | | L | 10 | 8 | 22 | 19 | 56 | 11 | 20 | 75 | | |
| | | SG-006-2-L1218-...-. | M 18 x 1,5 | ○ | | | L | 12 | 10 | 22 | 19 | 56 | 11 | 20 | 75 | | |
| | | SG-006-2-S0816-...-. | M 16 x 1,5 | ○ | | | S | 8 | 4 | 22 | 19 | 57 | 12 | 20 | 75 | | |
| | | SG-006-2-S1018-...-. | M 18 x 1,5 | ● | | | S | 10 | 6 | 22 | 19 | 57 | 12 | 20 | 80 | | |
| |  <p>metric male thread with 60° sealing cone to DIN 7631, extended thread for bulkhead mounting, max. thickness 10 mm</p> | SG-006-2-S1220-...-. | M 20 x 1,5 | ○ | | | S | 12 | 8 | 22 | 22 | 57 | 12 | 20 | 85 | | |
| | | SG-006-2-LV008-...-. | M 14 x 1,5 | ○ | | | L | 8 | 6 | 22 | 19 | 77 | 32 | 20 | 90 | | |
|  <p>metric male thread with 24° sealing cone to DIN 2353 (light duty series L, heavy duty series S), extended thread, max. bulkhead thickness 10 mm</p> | SG-006-2-XX211-...-. | M 16 x 1,5 | ○ | | | L | 10 | 8 | 22 | 19 | 77 | 32 | 20 | 100 | | | |
| |  <p>metric male thread with 24° sealing cone to DIN 2353 (light duty series L, heavy duty series S), extended thread, max. bulkhead thickness 10 mm</p> | SG-006-2-WR513-...-. | BSPP 1/4" | ● | | | | | | | 22 | 19 | 55 | 13 | 20 | 75 | |
| SG-006-2-WR517-...-. | | BSPP 3/8" | ● | | | | | | | | 22 | 22 | 56 | 14 | 20 | 80 | |
| Thru type adaptors |  <p>British standard pipe parallel (BSPP) male thread to DIN ISO 228</p> | SG-006-1-WR010-...-. | BSPP 1/8" | ● | | | | | | | 15,5 | 14 | 34 | 8 | 20 | 23 | |
| | | SG-006-1-WR013-...-. | BSPP 1/4" | ● | | | | | | | | 19,6 | 14 | 37 | 11 | 20 | 26 |
| | | SG-006-1-WR017-...-. | BSPP 3/8" | ● | | | | | | | | 21,9 | 19 | 38 | 12 | 20 | 37 |
|  <p>British standard pipe parallel (BSPP) female thread to DIN ISO 228</p> | SG-006-1-WR513-...-. | BSPP 1/4" | ● | | | | | | | 19,6 | 17 | 36 | 13 | 20 | 26 | | |
| | SG-006-1-WR517-...-. | BSPP 3/8" | ● | | | | | | | | 24 | 22 | 37 | 14 | 20 | 40 | |

characteristic features:
 - stainless steel version 1.4404/1.4571 or similar
 in smooth variant with gripping grooves instead of knurling

optional features:
 OV = without valve
 SI = with additional axial safety lock (outer diameter 29 mm)

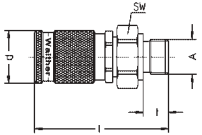
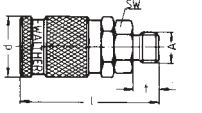
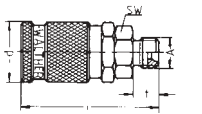
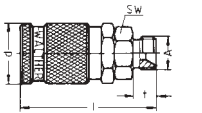
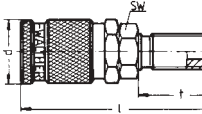
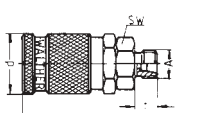
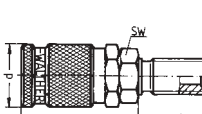
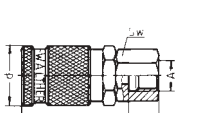
materials:
standard:
 19 = steel zinc plated, partially oil burnished
 21 = brass, passivated
 01 = stainless steel 1.4404/1.4571 or similar

special materials:
 13 = steel, chem. nickel plated
 24 = brass, chem. nickel plated
 22 = brass, chrome plated

seal qualities:
 1 = NBR
 2 = FKM
 4 = EPDM

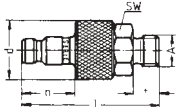
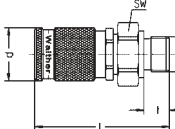
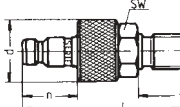
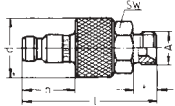
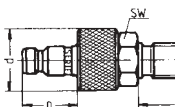
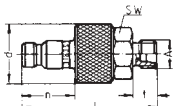
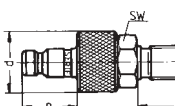

Please note the technical data on pages 2 - 7, 65 and the max. working pressures on page 49

Availability: ● Short ○ Medium ○ Long

| Part No. | Connec- tion A | steel zinc/ oil burn. | brass passivated | AISI 316 Ti/ 1.4571 | series | pipe OD | n. b. | d | SW | l | t | n | weight [g] |
|--|--|--------------------------|---------------------|------------------------|--------|---------|-------|----|----|----|----|----|------------|
| | | | | | | | | | | | | | |
|  British standard pipe parallel (BSPP) male thread to DIN ISO 228, sealing profile "E" to DIN 3852-11 for o-ring or sealing ring. MD-006-0-WE017-... | BSPP 3/8" | ● | | | | | | 25 | 27 | 64 | 12 | | 157 |
|  British standard pipe parallel (BSPP) male thread to DIN ISO 228 MD-006-0-WR013-... MD-006-0-WR017-... MD-006-0-WR021-... | BSPP 1/4" | ● | ● | ○ | | | | 25 | 19 | 58 | 11 | | 110 |
| | BSPP 3/8" | ● | ● | ○ | | | | 25 | 19 | 59 | 12 | | 120 |
| | BSPP 1/2" | ● | ● | ○ | | | | 25 | 22 | 62 | 15 | | 140 |
|  BSPP male thread to DIN ISO 228/BS 5200 with 60° sealing cone MD-006-0-VR013-... MD-006-0-VR017-... | BSPP 1/4" | ○ | | ○ | | | 6 | 25 | 19 | 58 | 11 | | 110 |
| | BSPP 3/8" | ● | | ○ | | | 6 | 25 | 19 | 59 | 12 | | 120 |
|  metric male thread with 60° sealing cone to DIN 7631 MD-006-0-D0614-... | M 14 x 1,5 | ● | | ○ | | | 6 | 25 | 19 | 57 | 10 | | 110 |
| |  metric male thread with 60° sealing cone to DIN 7631, extended thread for bulkhead mounting, max. thickness 10 mm MD-006-0-DV008-... | M 14 x 1,5 | ○ | | | | | 6 | 25 | 19 | 79 | 32 | |
|  metric male thread with 24° sealing cone to DIN 2353 (light duty series L, heavy duty series S) MD-006-0-L0612-... MD-006-0-L0814-... MD-006-0-L1016-... MD-006-0-L1218-... MD-006-0-S0816-... MD-006-0-S1018-... MD-006-0-S1220-... | | M 12 x 1,5 | ● | | ○ | L | 6 | 4 | 25 | 19 | 57 | 10 | |
| | M 14 x 1,5 | ● | | ○ | L | 8 | 6 | 25 | 19 | 57 | 10 | | 110 |
| | M 16 x 1,5 | ● | | ○ | L | 10 | 8 | 25 | 19 | 58 | 11 | | 110 |
| | M 18 x 1,5 | ○ | | ○ | L | 12 | 10 | 25 | 19 | 58 | 11 | | 110 |
| | M 16 x 1,5 | ○ | | ○ | S | 8 | 4 | 25 | 19 | 59 | 12 | | 120 |
| | M 18 x 1,5 | ● | | ○ | S | 10 | 6 | 25 | 19 | 59 | 12 | | 120 |
| | M 20 x 1,5 | ● | | ○ | S | 12 | 8 | 25 | 22 | 59 | 12 | | 130 |
|  metric male thread with 24° sealing cone to DIN 2353 (light duty series L, heavy duty series S), extended thread, max. bulkhead thickness 10 mm MD-006-0-LV008-... MD-006-0-XX211-... | M 14 x 1,5 | ○ | | | L | 8 | 6 | 25 | 19 | 79 | 32 | | 130 |
| | M 16 x 1,5 | ○ | | | L | 10 | 8 | 25 | 19 | 79 | 32 | | 140 |
|  British standard pipe parallel (BSPP) female thread to DIN ISO 228 MD-006-0-WR513-... MD-006-0-WR517-... | BSPP 1/4" | ● | ● | ○ | | | | 25 | 19 | 57 | 13 | | 120 |
| | BSPP 3/8" | ● | ● | ○ | | | | 25 | 22 | 58 | 14 | | 130 |

Self sealing couplings

Availability: ● Short ● Medium ○ Long

| | Part No. | Conne- tion A | steel zinc/ oil burn. | brass passivated | AlSi 316 Ti/ 1.4571 | series | pipe OD | n. b. | d | SW | l | t | n | weight [g] | |
|-----------------------|--|---|--|---------------------------------|---------------------------------|---------------------------------|-------------------------------------|----------------------------------|--|--|--|--|--|---|--------------|
| | | | | | | | | | | | | | | | |
| Self sealing adaptors |  <p>British standard pipe parallel (BSPP) male thread to DIN ISO 228</p> | MD-006-2-WR013-... MD-006-2-WR017-... MD-006-2-WR021-... | BSPP 1/4" BSPP 3/8" BSPP 1/2" | ● ● ○ | ● ● ○ | | | | 25 25 25 | 19 19 22 | 57,5 58,5 61,5 | 11 12 15 | 21,7 21,7 21,7 | 85 90 110 | |
| | |  <p>British standard pipe parallel (BSPP) male thread to DIN ISO 228, sealing profile "E" to DIN 3852-11 for o-ring or sealing ring.</p> | MD-006-2-WE017-... | BSPP 3/8" | ○ | | | | | 25 | 27 | 63 | 12 | 21,7 | 127 |
| | |  <p>BSPP male thread to DIN ISO 228/BS 5200 with 60° sealing cone</p> | MD-006-2-VR013-... MD-006-2-VR017-... | BSPP 1/4" BSPP 3/8" | ○ ○ | | | | | 6 6 | 25 25 | 19 19 | 57,5 58,5 | 11 12 | 21,7 21,7 |
| |  <p>metric male thread with 60° sealing cone to DIN 7631</p> | MD-006-2-D0614-... | M 14 x 1,5 | ● | | | | | 6 | 25 | 19 | 56,5 | 10 | 21,7 | 85 |
| |  <p>metric male thread with 60° sealing cone to DIN 7631, extended thread for bulkhead mounting, max. thickness 10 mm</p> | MD-006-2-DV008-... | M 14 x 1,5 | ○ | | | | | 6 | 25 | 19 | 78,5 | 32 | 21,7 | 100 |
| |  <p>metric male thread with 24° sealing cone to DIN 2353 (light duty series L, heavy duty series S)</p> | MD-006-2-L0612-... MD-006-2-L0814-... MD-006-2-L1016-... MD-006-2-L1218-... MD-006-2-S0816-... MD-006-2-S1018-... MD-006-2-S1220-... | M 12 x 1,5 M 14 x 1,5 M 16 x 1,5 M 18 x 1,5 M 16 x 1,5 M 18 x 1,5 M 20 x 1,5 | ● ● ● ○ ○ ● ● | ○ ○ ○ ○ ○ ○ ○ | L L L L S S S | 6 8 10 12 8 10 12 | 4 6 8 10 4 6 8 | 25 25 25 25 25 25 25 | 19 19 19 19 19 19 22 | 56,5 56,5 57,5 57,5 58,5 58,5 58,5 | 10 10 11 11 12 12 12 | 21,7 21,7 21,7 21,7 21,7 21,7 21,7 | 85 85 85 85 90 90 100 | |
| |  <p>metric male thread with 24° sealing cone to DIN 2353 (light duty series L, heavy duty series S), extended thread, max. bulkhead thickness 10 mm</p> | MD-006-2-LV008-... MD-006-2-XX211-... | M 14 x 1,5 M 16 x 1,5 | ○ ○ | | | L L | 8 10 | 6 8 | 25 25 | 19 19 | 78,5 78,5 | 32 32 | 21,7 21,7 | 100 110 |
| |  <p>British standard pipe parallel (BSPP) female thread to DIN ISO 228</p> | MD-006-2-WR513-... MD-006-2-WR517-... | BSPP 1/4" BSPP 3/8" | ● ● | ● ● | ○ ○ | | | 25 25 | 19 22 | 56,5 57,5 | 13 14 | 21,7 21,7 | 90 95 | |

optional features:
 OV = without valve
 SI = with additional axial safety lock
 (outer diameter 34 mm)

materials:
 standard:
 19 = steel zinc plated, partially oil burnished
 21 = brass, passivated
 01 = stainless steel 1.4404/1.4571 or similar

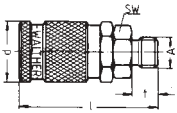
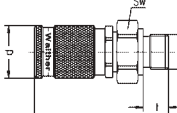
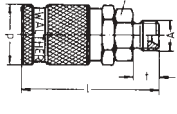
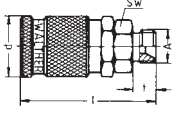
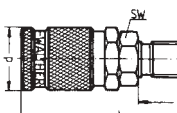
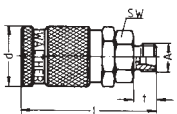
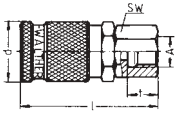
seal qualities:
 1 = NBR
 2 = FKM
 4 = EPDM

special materials:
 13 = steel, chem. nickel plated
 24 = brass, chem. nickel plated
 22 = brass, chrome plated

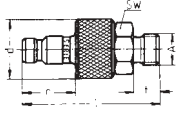
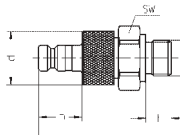
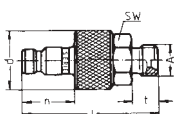
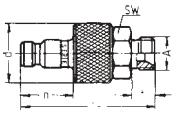
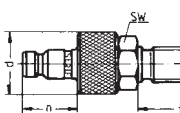
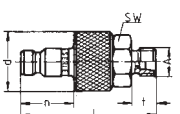
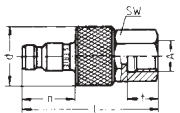
Please note the technical data on pages 2 - 7, 65 and the max. working pressures on page 49

Availability: ● Short ○ Medium ○ Long

Self sealing couplings

| | Part No. | Connec- tion A | steel zinc/ oil burn. | brass passivated | AISI 316 ti/ 1.4571 | series | pipe OD | n. b. | d | SW | l | t | n | weight [g] |
|---|----------------------|----------------------|--------------------------|---------------------|------------------------|--------|---------|-------|----|----|------|------|---|------------|
|  <p>British standard pipe parallel (BSPP) male thread to DIN ISO 228</p> | MD-007-0-WR017-...-. | BSPP 3/8" | ● | ○ | ○ | | | | 30 | 24 | 68 | 12 | | 200 |
| | MD-007-0-WR021-...-. | BSPP 1/2" | ● | ○ | ○ | | | | 30 | 24 | 71 | 15 | | 220 |
|  <p>British standard pipe parallel (BSPP) male thread to DIN ISO 228, sealing profile "E" to DIN 3852-11 for o-ring or sealing ring.</p> | MD-007-0-WE017-...-. | BSPP 3/8" | ○ | ○ | ○ | | | | 30 | 27 | 71 | 12 | | 220 |
|  <p>BSPP male thread to DIN ISO 228/BS 5200 with 60° sealing cone</p> | MD-007-0-VR017-...-. | BSPP 3/8" | ○ | ○ | ○ | | | 7 | 30 | 24 | 68 | 12 | | 210 |
|  <p>metric male thread with 60° sealing cone to DIN 7631</p> | MD-007-0-D0816-...-. | M 16 x 1,5 | ● | ○ | ○ | | | 8 | 30 | 24 | 67 | 11 | | 200 |
|  <p>metric male thread with 60° sealing cone to DIN 7631, extended thread for bulkhead mounting, max. thickness 10 mm</p> | MD-007-0-DV010-...-. | M 16 x 1,5 | ○ | ○ | ○ | | | 8 | 30 | 24 | 89,5 | 33,5 | | 220 |
|  <p>metric male thread with 24° sealing cone to DIN 2353 (light duty series L, heavy duty series S)</p> | MD-007-0-L1016-...-. | M 16 x 1,5 | ● | ○ | ○ | L | 10 | 8 | 30 | 24 | 67 | 11 | | 190 |
| | MD-007-0-L1218-...-. | M 18 x 1,5 | ○ | ○ | ○ | L | 12 | 10 | 30 | 24 | 67 | 11 | | 190 |
| | MD-007-0-S1018-...-. | M 18 x 1,5 | ● | ○ | ○ | S | 10 | 6 | 30 | 24 | 68 | 11 | | 200 |
| | MD-007-0-S1220-...-. | M 20 x 1,5 | ● | ○ | ○ | S | 12 | 8 | 30 | 24 | 68 | 12 | | 200 |
|  <p>British standard pipe parallel (BSPP) female thread to DIN ISO 228</p> | MD-007-0-WR517-...-. | BSPP 3/8" | ● | ○ | ○ | | | | 30 | 24 | 68 | 14 | | 210 |
| | MD-007-0-WR521-...-. | BSPP 1/2" | ● | ○ | ○ | | | | 30 | 27 | 71 | 17 | | 230 |

Availability: ● Short ● Medium ○ Long

| | Part No. | Conne- tion A | steel zinc/ oil burn. | brass passivated | AISI 316 Ti/ 1.4571 | series | pipe OD | n. b. | d | SW | l | t | n | weight [g] | | | | | | | |
|-----------------------|---|--|--|---------------------|------------------------|------------------|------------------|----------------------|-------------------|----------------------|----------------------|------------------------------|----------------------|----------------------|--------------------------|--|--|--|--|--|--|
| | | | | | | | | | | | | | | | | | | | | | |
| Self sealing adaptors |  <p>British standard pipe parallel (BSPP) male thread to DIN ISO 228</p> | MD-007-2-WR017-... MD-007-2-WR021-... | BSPP 3/8" BSPP 1/2" | ● ● | ● ● | ○ ○ | | | | | | | | | | | | | | | |
| | | | | | | | | | | | | | | | | | | | | | |
| |  <p>British standard pipe parallel (BSPP) male thread to DIN ISO 228, sealing profile "E" to DIN 3852-11 for o-ring or sealing ring.</p> | MD-007-2-WE017-... | BSPP 3/8" | ○ | ○ | ○ | | | | | | | | | | | | | | | |
| |  <p>BSPP male thread to DIN ISO 228/BS 5200 with 60° sealing cone</p> | MD-007-2-VR017-... | BSPP 3/8" | ○ | ○ | ○ | | | | | | | | | | | | | | | |
| |  <p>metric male thread with 60° sealing cone to DIN 7631</p> | MD-007-2-D0816-... | M 16 x 1,5 | ● | ○ | ○ | | | | | | | | | | | | | | | |
| |  <p>metric male thread with 60° sealing cone to DIN 7631, extended thread for bulkhead mounting, max. thickness 10 mm</p> | MD-007-2-DV010-... | M 16 x 1,5 | ○ | ○ | ○ | | | | | | | | | | | | | | | |
| |  <p>metric male thread with 24° sealing cone to DIN 2353 (light duty series L, heavy duty series S)</p> | MD-007-2-L1016-... MD-007-2-L1218-... MD-007-2-S1018-... MD-007-2-S1220-... | M 16 x 1,5 M 18 x 1,5 M 18 x 1,5 M 20 x 1,5 | ● ○ ● ● | ○ ○ ○ ○ | ○ ○ ○ ○ | L L S S | 10 12 10 12 | 8 10 6 8 | 30 30 30 30 | 24 24 24 24 | 65,5 65,5 66,5 66,5 | 11 11 12 12 | 25 25 25 25 | 150 150 160 160 | | | | | | |
| |  <p>British standard pipe parallel (BSPP) female thread to DIN ISO 228</p> | MD-007-2-WR517-... MD-007-2-WR521-... | BSPP 3/8" BSPP 1/2" | ● ● | ● ● | ○ ○ | | | | | | | | | | | | | | | |

optional features:
 OV = without valve
 SI = with additional axial safety lock
 (outer diameter 44 mm)

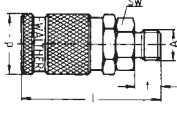
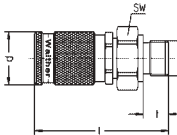
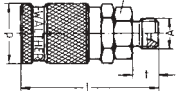
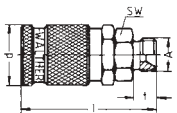
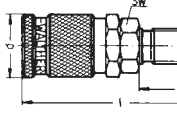
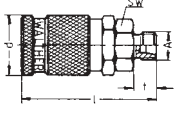
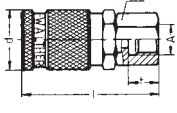
materials:
 standard:
 19 = steel zinc plated, partially oil burnished
 21 = brass, passivated
 01 = stainless steel 1.4404/1.4571 or similar

seal qualities:
 1 = NBR
 2 = FKM
 4 = EPDM

special materials:
 13 = steel, chem. nickel plated
 24 = brass, chem. nickel plated
 22 = brass, chrome plated

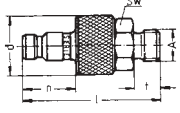
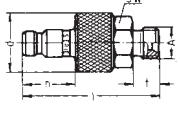
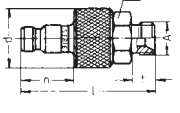
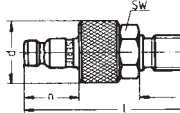
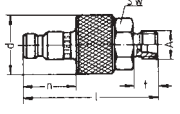
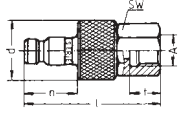
Please note the technical data on pages 2 - 7, 65 and the max. working pressures on page 49

Availability: ● Short ○ Medium ○ Long

| | Part No. | Connec- tion A | steel zinc/ oil burn. | brass passivated | AISI 316 Ti/ 1.4571 | series | pipe OD | n. b. | d | SW | l | t | n | weight [g] |
|---|----------------------|----------------------|--------------------------|---------------------|------------------------|--------|---------|-------|----|----|-----|----|---|------------|
| | | | | | | | | | | | | | | |
|  <p>British standard pipe parallel (BSPP) male thread to DIN ISO 228</p> | MD-012-0-WR021-...-. | BSPP 1/2" | ● | ○ | ○ | | | | 40 | 32 | 82 | 15 | | 390 |
| | MD-012-0-WR026-...-. | BSPP 3/4" | ● | ○ | ○ | | | | 40 | 32 | 84 | 17 | | 420 |
| | MD-012-0-WR033-...-. | BSPP 1" | ● | ○ | ○ | | | | 40 | 36 | 88 | 20 | | 480 |
|  <p>British standard pipe parallel (BSPP) male thread to DIN ISO 228, sealing profile "E" to DIN 3852-11 for o-ring or sealing ring.</p> | MD-012-0-WE021-...-. | BSPP 1/2" | ○ | ○ | ○ | | | | 40 | 32 | 84 | 14 | | 400 |
|  <p>BSPP male thread to DIN ISO 228/BS 5200 with 60° sealing cone</p> | MD-012-0-VR021-...-. | BSPP 1/2" | ● | ○ | ○ | | | 12 | 40 | 32 | 82 | 15 | | 390 |
| | MD-012-0-VR026-...-. | BSPP 3/4" | ○ | ○ | ○ | | | 12 | 40 | 32 | 84 | 17 | | 410 |
|  <p>metric male thread with 60° sealing cone to DIN 7631</p> | MD-012-0-D1018-...-. | M 18 x 1,5 | ○ | ○ | ○ | | | 10 | 40 | 32 | 78 | 11 | | 380 |
| | MD-012-0-D1222-...-. | M 22 x 1,5 | ○ | ○ | ○ | | | 12 | 40 | 32 | 79 | 12 | | 390 |
|  <p>metric male thread with 60° sealing cone to DIN 7631, extended thread for bulkhead mounting, max. thickness 10 mm</p> | MD-012-0-DV015-...-. | M 22 x 1,5 | ○ | ○ | ○ | | | 13 | 40 | 32 | 106 | 39 | | 440 |
|  <p>metric male thread with 24° sealing cone to DIN 2353 (light duty series L, heavy duty series S)</p> | MD-012-0-L1218-...-. | M 18 x 1,5 | ● | ○ | ○ | L | 12 | 10 | 40 | 32 | 78 | 11 | | 380 |
| | MD-012-0-L1522-...-. | M 22 x 1,5 | ● | ○ | ○ | L | 15 | 12 | 40 | 32 | 79 | 12 | | 390 |
| | MD-012-0-S1624-...-. | M 24 x 1,5 | ● | ○ | ○ | S | 16 | 12 | 40 | 32 | 81 | 14 | | 400 |
|  <p>British standard pipe parallel (BSPP) female thread to DIN ISO 228</p> | MD-012-0-WR521-...-. | BSPP 1/2" | ● | ○ | ○ | | | | 40 | 32 | 81 | 17 | | 430 |
| | MD-012-0-WR526-...-. | BSPP 3/4" | ● | ○ | ○ | | | | 40 | 32 | 83 | 19 | | 410 |

Self sealing couplings

Availability: ● Short ● Medium ○ Long

| | Part No. | Conne- tion A | steel zinc/ oil burn. | brass passivated | AISI 316 Ti/ 1.4571 | series | pipe OD | n. b. | d | SW | l | t | n | weight [g] | |
|--|--|--|--|---------------------|------------------------|-------------|-------------|----------------|----------------|----------------|----------------|----------------|----------------------|----------------------|-------------------|
| | | | | | | | | | | | | | | | |
| <p style="writing-mode: vertical-rl; transform: rotate(180deg);">Self sealing adaptors</p> |  <p>British standard pipe parallel (BSPP) male thread to DIN ISO 228</p> | MD-012-2-WR021-... MD-012-2-WR026-... MD-012-2-WR033-... | BSPP 1/2" BSPP 3/4" BSPP 1" | ● ● ○ | ● ● ○ | ○ ○ ○ | | | 40 40 40 | 32 32 36 | 82 84 88 | 15 17 20 | 31,5 31,5 31,5 | 300 330 390 | |
| | | MD-012-2-WE021-... | BSPP 1/2" | ● | | | | | 40 | 32 | 84 | 14 | 31,5 | 310 | |
| | | MD-012-2-VR021-... MD-012-2-VR026-... | BSPP 1/2" BSPP 3/4" | ● ○ | | ○ ○ | | | 12 12 | 40 40 | 32 32 | 82 84 | 15 17 | 31,5 31,5 | 300 320 |
| |  <p>BSPP male thread to DIN ISO 228/BS 5200 with 60° sealing cone</p> | MD-012-2-D1018-... MD-012-2-D1222-... | M 18 x 1,5 M 22 x 1,5 | ● ● | | ○ | | | 10 12 | 40 40 | 32 32 | 78 79 | 11 12 | 31,5 31,5 | 290 300 |
| |  <p>metric male thread with 60° sealing cone to DIN 7631</p> | MD-012-2-DV015-... | M 22 x 1,5 | ○ | | | | | 13 | 40 | 32 | 106 | 39 | 31,5 | 350 |
| |  <p>metric male thread with 60° sealing cone to DIN 7631, extended thread for bulkhead mounting, max. thickness 10 mm</p> | MD-012-2-L1218-... MD-012-2-L1522-... MD-012-2-S1624-... | M 18 x 1,5 M 22 x 1,5 M 24 x 1,5 | ● ● ● | | ○ ○ ○ | L L S | 12 15 16 | 10 12 12 | 40 40 40 | 32 32 32 | 78 79 81 | 11 12 14 | 31,5 31,5 31,5 | 290 300 310 |
| |  <p>metric male thread with 24° sealing cone to DIN 2353 (light duty series L, heavy duty series S)</p> | MD-012-2-WR521-... MD-012-2-WR526-... | BSPP 1/2" BSPP 3/4" | ● ● | ● ● | ○ ○ | | | 40 40 | 32 32 | 81 83 | 17 19 | 31,5 31,5 | 340 320 | |
| |  <p>British standard pipe parallel (BSPP) female thread to DIN ISO 228</p> | | | | | | | | | | | | | | |

Series MD

optional features:
 GG = with ring grips (cast aluminium)
 OV = without valve
 SI = with additional axial safety lock
 (outer diameter 58 mm)

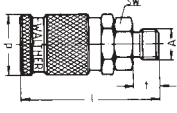
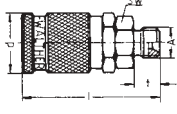
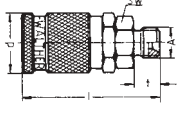
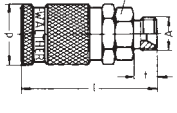
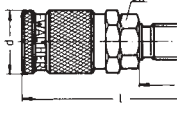
materials:
standard:
 19 = steel zinc plated, partially oil burnished
 21 = brass, passivated
 01 = stainless steel 1.4404/1.4571 or similar

seal qualities:
 1 = NBR
 2 = FKM
 4 = EPDM

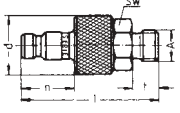
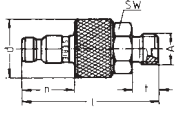
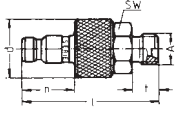
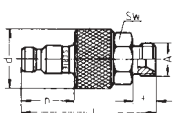
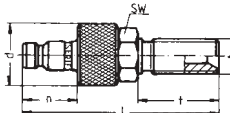
special materials:
 13 = steel, chem. nickel plated
 24 = brass, chem. nickel plated
 22 = brass, chrome plated

Please note the technical data on pages 2 - 7, 65 and the max. working pressures on page 49

Availability: ● Short ○ Medium ○ Long

| | Part No. | Connec- tion A | steel zinc/ oil burn. | brass passivated | AISI 316 Ti/ 1.4571 | series | pipe OD | n. b. | d | SW | l | t | n | weight [g] | |
|------------------------|--|---|--|----------------------|------------------------|------------------|------------------|----------------------|----------------------|----------------------|----------------------|-----------------------|----------------------|------------|--------------------------|
| | | | | | | | | | | | | | | | |
| Self sealing couplings |  British standard pipe parallel (BSPP) male thread to DIN ISO 228 | MD-019-0-WR026-... MD-019-0-WR033-... | BSPP 3/4" BSPP 1" | ● ● | ● ● | ○ ○ | | | 54 54 | 46 46 | 100 103 | 17 20 | | 840 870 | |
| | | MD-019-0-WE026-... | BSPP 3/4" | ● | | | | | 54 | 46 | 102 | 16 | | 850 | |
| |  BSPP male thread to DIN ISO 228/BS 5200 with 60° sealing cone | MD-019-0-VR026-... MD-019-0-VR033-... | BSPP 3/4" BSPP 1" | ● ● | | ○ ○ | | | 19 19 | 54 54 | 46 46 | 100 103 | 17 20 | | 850 880 |
| | | MD-019-0-D1526-... MD-019-0-D1930-... | M 26 x 1,5 M 30 x 1,5 | ● ● | | ○ ○ | | | 15 19 | 54 54 | 46 46 | 95 97 | 12 14 | | 830 830 |
| |  metric male thread with 60° sealing cone to DIN 7631 | MD-019-0-DV022-... | M 30 x 1,5 | ○ | | | | | 19 | 54 | 46 | 128 | 45 | | 920 |
| |  metric male thread with 24° sealing cone to DIN 2353 (light duty series L, heavy duty series S) | MD-019-0-L1826-... MD-019-0-L2230-... MD-019-0-S2030-... MD-019-0-S2536-... | M 26 x 1,5 M 30 x 2 M 30 x 2 M 36 x 2 | ● ● ● ● | | ○ ○ ○ ○ | L L S S | 18 22 20 25 | 16 20 16 20 | 54 54 54 54 | 46 46 46 46 | 95 97 99 101 | 12 14 16 18 | | 830 830 850 870 |
| | |  British standard pipe parallel (BSPP) female thread to DIN ISO 228 | MD-019-0-WR526-... MD-019-0-WR533-... | BSPP 3/4" BSPP 1" | ● ● | ● ● | ○ ○ | | | 54 54 | 46 46 | 94 98 | 19 23 | | 900 880 |

Availability: ● Short ● Medium ○ Long

| | Part No. | Conne- tion A | steel zinc/ oil burn. | brass passivated | AISI 316 Ti/ 1.4571 | series | pipe OD | n. b. | d | SW | l | t | n | weight [g] | | | | | | | |
|-----------------------|--|--|--|----------------------|------------------------|------------------|------------------|----------------------|----------------------|----------------------|----------------------|-----------------------|----------------------|------------------------------|--------------------------|----------|-----------|----------|--------------|--------------|------------|
| | | | | | | | | | | | | | | | | | | | | | |
| Self sealing adaptors |  <p>British standard pipe parallel (BSPP) male thread to DIN ISO 228</p> | MD-019-2-WR026-... MD-019-2-WR033-... | BSPP 3/4" BSPP 1" | ● ● | ● ● | ○ ○ | | | | | | | | | 54 54 | 46 46 | 99 102 | 17 20 | 35,5 35,5 | 710 740 | |
| | | MD-019-2-WE026-... | BSPP 3/4" | ● | | | | | | | | | | | | 54 | 46 | 101 | 16 | 35,5 | 720 |
| |  <p>BSPP male thread to DIN ISO 228/BS 5200 with 60° sealing cone</p> | MD-019-2-VR026-... MD-019-2-VR033-... | BSPP 3/4" BSPP 1" | ● ● | | ○ ○ | | | 19 19 | 54 54 | 46 46 | 99 102 | 17 20 | 35,5 35,5 | 710 740 | | | | | | |
| | | MD-019-2-D1526-... MD-019-2-D1930-... | M 26 x 1,5 M 30 x 1,5 | ● ● | | ○ ○ | | | 15 19 | 54 54 | 46 46 | 94 96 | 12 14 | 35,5 35,5 | 700 700 | | | | | | |
| |  <p>metric male thread with 60° sealing cone to DIN 7631</p> | MD-019-2-DV022-... | M 30 x 1,5 | ○ | | | | | 19 | 54 | 46 | 127 | 45 | 35,5 | 790 | | | | | | |
| |  <p>metric male thread with 60° sealing cone to DIN 7631, extended thread for bulkhead mounting, max. thickness 10 mm</p> | MD-019-2-L1826-... MD-019-2-L2230-... MD-019-2-S2030-... MD-019-2-S2536-... | M 26 x 1,5 M 30 x 2 M 30 x 2 M 36 x 2 | ● ● ● ● | | ○ ○ ○ ○ | L L S S | 18 22 20 25 | 16 20 16 20 | 54 54 54 54 | 46 46 46 46 | 94 96 98 100 | 12 14 16 18 | 35,5 35,5 35,5 35,5 | 700 700 720 740 | | | | | | |
| | |  <p>metric male thread with 24° sealing cone to DIN 2353 (light duty series L, heavy duty series S)</p> | MD-019-2-WR526-... MD-019-2-WR533-... | BSPP 3/4" BSPP 1" | ● ● | ● ● | ○ ○ | | | | | | | | | 54 54 | 46 46 | 93 97 | 19 23 | 35,5 35,5 | 770 750 |
| | | | | | | | | | | | | | | | | | | | | | |

Series MD

characteristic features:
 - stainless steel version 1.4404/1.4571 or similar
 in smooth variant with gripping grooves instead
 knurling

optional features:
 GG = with ring grips (cast aluminium)
 OV = without valve
 SI = with additional axial safety lock
 (outer diameter 58 mm)

materials:
standard:
 19 = steel zinc plated, partially oil burnished
 21 = brass, passivated
 01 = stainless steel 1.4404/1.4571 or similar

special materials:
 13 = steel, chem. nickel plated
 24 = brass, chem. nickel plated
 22 = brass, chrome plated

seal qualities:
 1 = NBR
 2 = FPM
 4 = EPDM

Please note the
 technical data on
 pages 2 - 7, 65 and the
 max. working pressures
 on page 49

Availability: ● Short ○ Medium ○ Long

Self sealing couplings

Self sealing adaptors

| | Part No. | Connec- tion A | steel zinc/ oil burn. | brass passivated | AISI 316 Ti/ 1.4571 | series | pipe OD | n. b. | d | SW | l | t | n | weight [g] |
|--|--------------------|----------------------|--------------------------|---------------------|------------------------|--------|---------|-------|----|----|-------|----|----|------------|
| | MD-025-0-WR048-... | BSPB 1 1/2" | ● | ○ | ○ | | | | 62 | 55 | 132 | 22 | | 1710 |
| | MD-025-0-VR048-... | BSPB 1 1/2" | ● | ○ | ○ | | | | 62 | 55 | 132 | 22 | | 1640 |
| | MD-025-0-D2538-... | M 38 x 1,5 | ● | ○ | ○ | | | 25 | 62 | 55 | 124 | 14 | | 1650 |
| | MD-025-0-S3042-... | M 42 x 2 | ● | ○ | ○ | S | 30 | 25 | 62 | 55 | 130 | 20 | | 1610 |
| | MD-025-0-WR548-... | BSPB 1 1/2" | ● | ○ | ○ | | | | 62 | 55 | 138,5 | 25 | | 1740 |
| | MD-025-2-WR048-... | BSPB 1 1/2" | ● | ○ | ○ | | | | 62 | 55 | 133 | 22 | 45 | 1370 |
| | MD-025-2-VR048-... | BSPB 1 1/2" | ● | ○ | ○ | | | | 62 | 55 | 133 | 22 | 45 | 1300 |
| | MD-025-2-D2538-... | M 38 x 1,5 | ● | ○ | ○ | | | 25 | 62 | 55 | 125 | 14 | 45 | 1310 |
| | MD-025-2-S3042-... | M 42 x 2 | ● | ○ | ○ | S | 30 | 25 | 62 | 55 | 131 | 20 | 45 | 1280 |
| | MD-025-2-WR548-... | BSPB 1 1/2" | ● | ○ | ○ | | | | 62 | 55 | 139,5 | 25 | 45 | 1400 |

optional features:
 GG = with ring grips (cast aluminium)
 OV = without valve
 SI = with additional axial safety lock
 (outer diameter 89 mm)

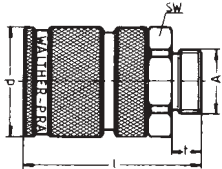
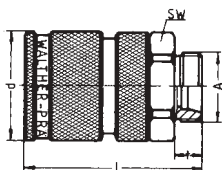
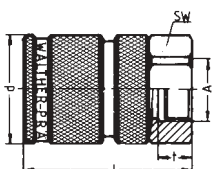
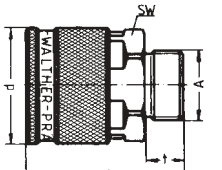
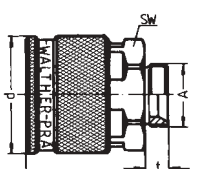
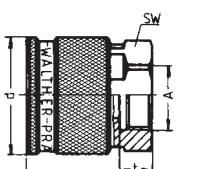
materials:
standard:
 19 = steel zinc plated, partially oil burnished
 21 = brass, passivated
 01 = stainless steel 1.4404/1.4571 or similar

seal qualities:
 1 = NBR
 2 = FKM
 4 = EPDM

special materials:
 13 = steel, chem. nickel plated
 24 = brass, chem. nickel plated
 22 = brass, chrome plated
 31 = aluminium anodized silver

Please note the technical data on pages 2 - 7, 65 and the max. working pressures on page 49

Availability: ● Short ◐ Medium ○ Long

| | Part No. | Conne- tion A | steel zinc/ oil burn. | brass passivated | AISI 316 Ti/ 1.4571 | series | pipe OD | n. b. | d | SW | l | t | n | weight [g] |
|-------------------------------|--|---|--|------------------------|------------------------|--------|---------|----------|----------|------------|------------|----------|--------------|--------------|
| Self sealing couplings |  <p>British standard pipe parallel (BSPP) male thread to DIN ISO 228</p> | MD-032-0-WR048-... MD-032-0-WR060-... | BSPP 1 1/2" BSPP 2" | ● ○ | ◐ ○ | ○ ○ | | 82 82 | 75 75 | 139 143 | 22 26 | | 3080 3290 | |
| | | MD-032-0-D3245-... | M 45 x 1,5 | ○ | ○ | ○ | | 32 | 82 | 75 | 128 | 16 | | 2880 |
| |  <p>metric male thread with 24° sealing cone to DIN 2353 (light duty series L, heavy duty series S)</p> | MD-032-0-S3852-... | M 52 x 2 | ◐ | ○ | ○ | S | 38 | 32 | 82 | 75 | 134 | 22 | 2940 |
| |  <p>British standard pipe parallel (BSPP) female thread to DIN ISO 228</p> | MD-032-0-WR548-... MD-032-0-WR560-... | BSPP 1 1/2" BSPP 2" | ● ◐ | ◐ ◐ | ○ ○ | | 82 82 | 75 75 | 126 130 | 25 29 | | | 3050 2920 |
| Thru type couplings | |  <p>British standard pipe parallel (BSPP) male thread to DIN ISO 228</p> | MD-032-4-WR048-... MD-032-4-WR060-... | BSPP 1 1/2" BSPP 2" | ○ ○ | ○ ○ | ○ ○ | | 82 82 | 70 70 | 110 113 | 23 26 | | 2190 2390 |
| | MD-032-4-D3245-... | | M 45 x 1,5 | ○ | ○ | ○ | | 32 | 82 | 70 | 103 | 16 | | 2140 |
| |  <p>metric male thread with 24° sealing cone to DIN 2353 (light duty series L, heavy duty series S)</p> | MD-032-4-S3852-... | M 52 x 2 | ○ | ○ | ○ | S | 38 | 32 | 82 | 70 | 109 | 22 | 2200 |
| |  <p>British standard pipe parallel (BSPP) female thread to DIN ISO 228</p> | MD-032-4-WR548-... MD-032-4-WR560-... | BSPP 1 1/2" BSPP 2" | ○ ○ | ○ ○ | ○ ○ | | 82 82 | 70 70 | 87 87 | 25 27 | | | 1890 1700 |

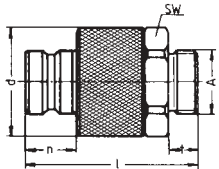
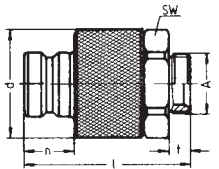
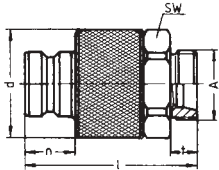
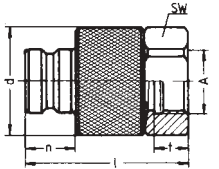
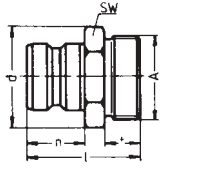
optional features:
OV = without valve

materials:
standard:
19 = steel zinc plated, partially oil burnished
21 = brass, passivated
01 = stainless steel 1.4404/1.4571 or similar
12 = steel, oil burnished
special materials:
13 = steel, chem. nickel plated
24 = brass, chem. nickel plated
22 = brass, chrome plated
31 = aluminium anodized silver

seal qualities:
1 = NBR
2 = FKM
4 = EPDM

Please note the technical data on pages 2 - 7, 65 and the max. working pressures on page 49

Availability: ● Short ○ Medium ○ Long

| | Part No. | Connec- tion A | steel zinc/ oil burn. | brass passivated | AISI 316 ti/ 1.4571 | steel oil burnished | series | pipe OD | n. b. | d | SW | l | t | n | weight [g] | |
|---|---|--|--------------------------|---------------------|------------------------|------------------------|--------|---------|-------|------|-------|-------|-------|------|------------|------|
| | | | ○ | ● | ○ | ○ | | | | | | | | | | |
| Self sealing adaptors |  <p>British standard pipe parallel (BSPP) male thread to DIN ISO 228</p> | MD-032-2-WR048-... MD-032-2-WR060-... | BSPP 1 1/2" BSPP 2" | ● | ● | ○ | | | | 82 | 75 | 137,5 | 22 | 41 | 2600 | |
| | | | | ○ | ○ | ○ | | | 82 | 75 | 141,5 | 26 | 41 | 2810 | | |
| |  <p>metric male thread with 60° sealing cone to DIN 7631</p> | MD-032-2-D3245-... | M 45 x 1,5 | ○ | | | | | | 32 | 82 | 75 | 126,5 | 16 | 41 | 2400 |
| | | | | ● | | | S | 38 | 32 | 82 | 75 | 132,5 | 22 | 41 | 2460 | |
| Thru type adaptors |  <p>British standard pipe parallel (BSPP) female thread to DIN ISO 228</p> | MD-032-2-WR548-... MD-032-2-WR560-... | BSPP 1 1/2" BSPP 2" | ● | ● | ○ | | | | 82 | 75 | 124,5 | 25 | 41 | 2570 | |
| | | | | ○ | ○ | ○ | | | 82 | 75 | 128,5 | 29 | 41 | 2440 | | |
| |  <p>metric male thread with 60° sealing cone to DIN 7631</p> | MD-032-1-D3245-... | M 45 x 1,5 | ○ | ○ | ○ | | | | 32 | 61,3 | 55 | 70,5 | 16 | 41 | 510 |
| | | | | ○ | ○ | ○ | S | 38 | 32 | 66,9 | 60 | 82 | 22 | 41 | 630 | |
|  <p>British standard pipe parallel (BSPP) female thread to DIN ISO 228</p> | MD-032-1-WR548-... MD-032-1-WR560-... | BSPP 1 1/2" BSPP 2" | ○ | ○ | ○ | | | | 66 | 60 | 75 | 25 | 41 | 700 | | |
| | | | ○ | ○ | ○ | | | 78 | 70 | 77 | 27 | 41 | 820 | | | |

optional features:
 GG = with ring grips (cast aluminium)
 OV = without valve
 SI = with additional axial safety lock
 (outer diameter 116 mm)

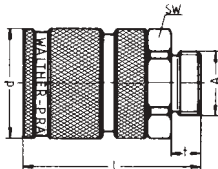
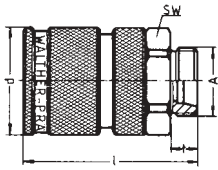
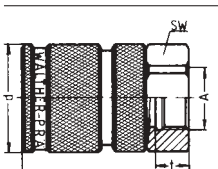
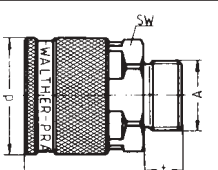
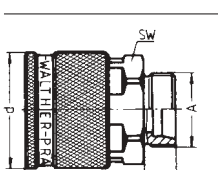
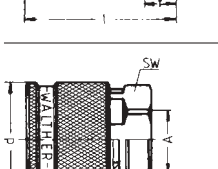
materials:
standard:
 19 = steel zinc plated, partially oil burnished
 21 = brass, passivated
 01 = stainless steel 1.4404/1.4571 or similar

seal qualities:
 1 = NBR
 2 = FKM
 4 = EPDM

special materials:
 13 = steel, chem. nickel plated
 24 = brass, chem. nickel plated
 22 = brass, chrome plated
 31 = aluminium anodized silver

Please note the technical data on pages 2 - 7, 65 and the max. working pressures on page 49

Availability: ● Short ◐ Medium ○ Long

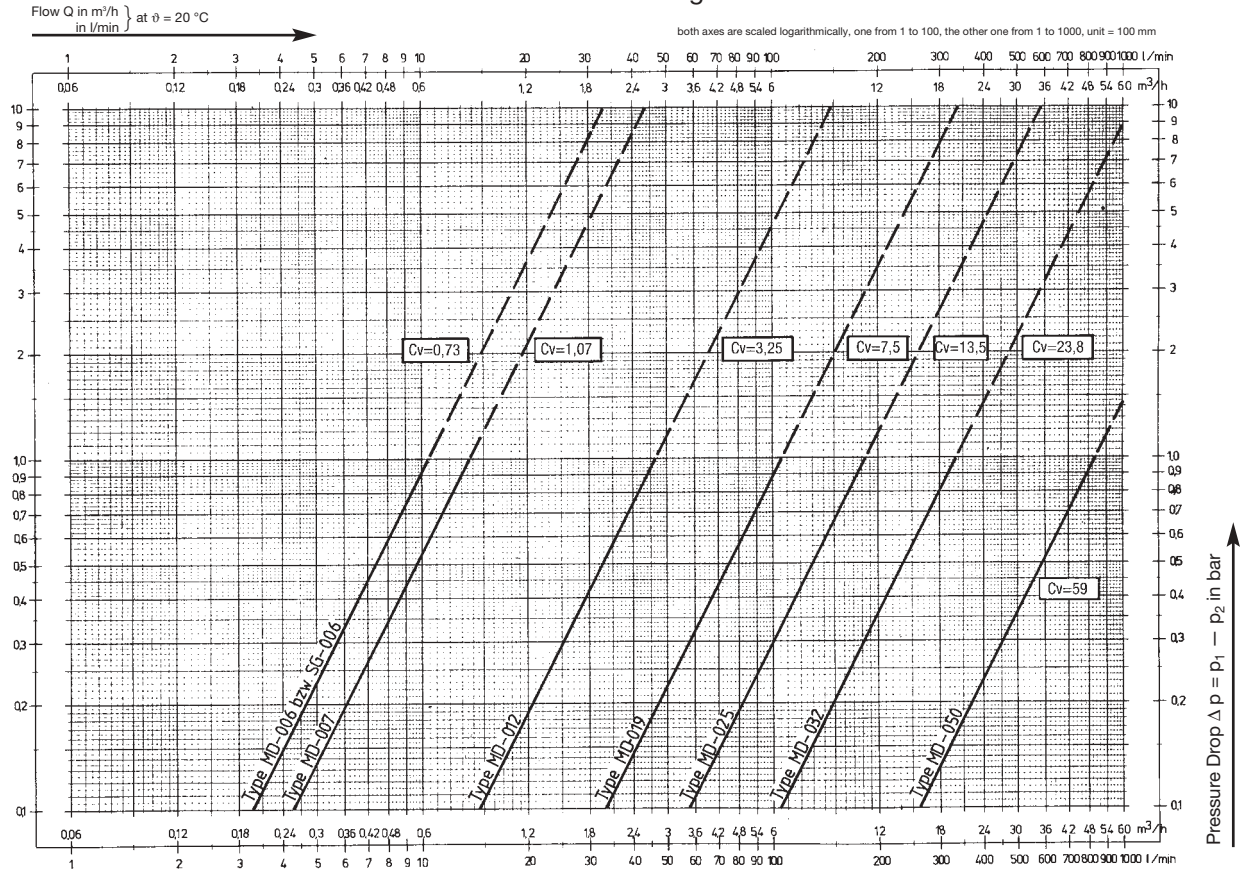
| | Part No. | Conne- tion A | steel zinc/ oil burn. | brass passivated | AISI 316 Ti/ 1.4571 | series | pipe OD | n. b. | d | SW | l | t | n | weight [g] | |
|-------------------------------|--|--|--------------------------|---------------------|------------------------|--------|---------|-------|------------|------------|----------------|------------|----------|--------------|--------------|
| | | | | | | | | | | | | | | | |
| Self sealing couplings |  <p>British standard pipe parallel (BSPP) male thread to DIN ISO 228</p> | MD-050-0-WR060-... MD-050-0-WR075-... | BSPP 2" BSPP 2 1/2" | ● ○ | ○ ○ | | | | 112 112 | 100 100 | 162 164 | 26 30 | | 5530 5540 | |
| | | MD-050-0-D4965-... | M 65 x 2 | | | | | 49 | 112 | 100 | 159 | 18 | | 5460 | |
| |  <p>metric male thread with 24° sealing cone to DIN 2353 (light duty series L, heavy duty series S)</p> | MD-050-0-L4252-... | M 52 x 2 | ○ | | | L | 42 | 36 | 112 | 100 | 158 | 16 | | 5410 |
| |  <p>British standard pipe parallel (BSPP) female thread to DIN ISO 228</p> | MD-050-0-WR560-... MD-050-0-WR575-... | BSPP 2" BSPP 2 1/2" | ● ○ | ○ ○ | ○ ○ | | | | 112 112 | 100 100 | 158 167 | 29 33 | | 6140 5930 |
| Thru type couplings |  <p>British standard pipe parallel (BSPP) male thread to DIN ISO 228</p> | MD-050-4-WR060-... MD-050-4-WR075-... | BSPP 2" BSPP 2 1/2" | ○ ○ | ○ ○ | | | | 112 112 | 100 100 | 132,5 137,5 | 26 30 | | 4090 4340 | |
| | | MD-050-4-D4965-... | M 65 x 2 | | | | | 49 | 112 | 100 | 125,5 | 18 | | 3980 | |
| |  <p>metric male thread with 24° sealing cone to DIN 2353 (light duty series L, heavy duty series S)</p> | MD-050-4-L4252-... | M 52 x 2 | | | | L | 42 | 36 | 112 | 100 | 122 | 16 | | 3920 |
| |  <p>British standard pipe parallel (BSPP) female thread to DIN ISO 228</p> | MD-050-4-WR560-... MD-050-4-WR575-... | BSPP 2" BSPP 2 1/2" | ○ ○ | ○ ○ | ○ ○ | | | | 112 112 | 100 100 | 112 112 | 29 33 | | 4600 4100 |

Measurement of flow coefficients Cv according to DIN EN 60534

Flow speeds of 8 m/sec should not be exceeded

Medium Water
both sides self sealing

1 bar = 14,5 PSI



Medium Air working pressure 6 bar gauge pressure
both sides self sealing

